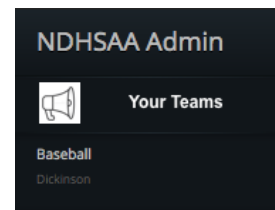


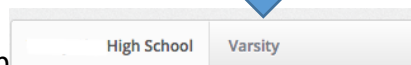
## NDHSAA Help

### NDHSAA Coaches – Reporting Scores

- Log in to your NDHSAA account.
- Under “Your Teams” – Click the team for which you would like to enter scores.



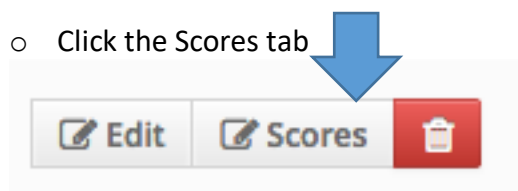
- Click the Varsity tab




- Click the Schedule tab beside contest



- Click the Scores tab



- Enter your score – Final score is all that is needed.

A screenshot of the "Submit Result" page. At the top, there are tabs for "Overview" and "Submit Result". Below that is a "Scores" section. A blue arrow points to the "Scores" section. The table has columns for "1st Inning", "2nd Inning", "3rd Inning", "4th Inning", "5th Inning", "6th Inning", "7th Inning", "Extra Innings", and "Final". There are two rows: "Bismarck St. Mary's" and "Dickinson". Each cell in the table is empty.

- Click the Blue SAVE button at the bottom of the page.



#### Notes:

- When results are entered by one school, they will appear as results for both/all schools.
- On an iPhone, iPad or Android device GoogleChrome is recommended as your browser.
- The NDHSAA admin website is mobile friendly, however, viewing your phone landscape (sideways) rather than portrait (up and down) makes the site easier to maneuver.
- When you log in to the NDHSAA Admin website, bookmark your admin portal page for easy recall.